

**DANCOVER<sup>®</sup>** The logo for DANCOVER.com, featuring the word "DANCOVER" in a bold, black, sans-serif font with a registered trademark symbol (®) to the right. To the right of the text is a vertical red rectangle containing the text ".com" in white, oriented vertically.

Manual

Event & display package no. 1

30 cm	Visible plate size 69 x 29 cm	Visible plate size 69 x 29 cm	Visible plate size 69 x 29 cm
Plate height 100 cm	Visible plate size 69 x 99 cm	Visible plate size 69 x 99 cm	Visible plate size 69 x 99 cm
Plate height 100 cm	Visible plate size 69 x 99 cm	Visible plate size 69 x 99 cm	Visible plate size 69 x 99 cm
	Plate width 70 cm	Plate width 70 cm	Plate width 70 cm


• APPLICATION OF THE INNER PANELS • VERWENDUNG DER KUNSTSTOFFPANELE



- Open the top profiles by using an allen key
- Nehmen Sie die Oberprofile mit Hilfe von Inbusschlüssel ab



- Take out the unprinted panels. After the application of the printings on the panels, slide them inside the construction by sliding through the channels on both sides.
- Nehmen Sie die nicht bedruckten Panele heraus. Führen Sie sie nach Bedruckung wieder in die gleichen Kanäle hinein.



- Fix the top profiles inside channels as per the photo.
- Setzen Sie die Zähne am Oberprofil durch die Kanäle am Seitenprofil durch.



- Use the allen key to firm the positioning of profiles. Repeat the same process for all the panels.
- Ziehen Sie sie diese mit Inbusschlüssel fest. Verfahren Sie an sämtlichen Kunststoffpanelen gleich.

• ASSEMBLY • MONTAGE



- Take the panels out of the bag. Fix the header panels on the second floor panels first.
- Nehmen Sie die bedruckten Faltschirme aus der Tasche heraus. Befestigen Sie zunächst die mittleren Teile der Aufsatzblenden.



- Middle connector
- Konvex zwischenteil



- Base foot
- Fuss für Konvextheke

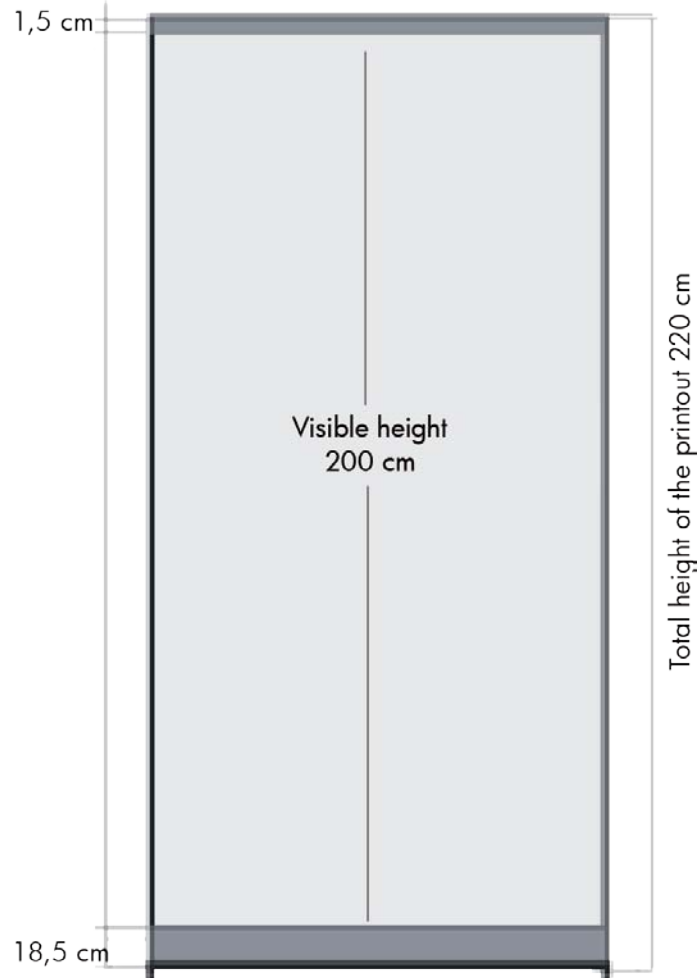


- Framework to be positioned between 0-360°.
- Profil mit 0-360° drehung.



- On last step place in the bottom floor with the top part. Here is the complete Exhibition stand.
- Setzen Sie die Oberteile auf die Unterteile darauf. Vervollständigen Sie somit die Faltschirm.

## Graphic dimensions:



\* Number of feet at the following width:

80 - 100 cm 2 feet

Total size 82 x 212 cm - Banner size: 80 x 220 cm

Total size 87 x 212 cm - Banner size: 85 x 220 cm

Total size 100 x 212 cm - Banner size: 102 x 220 cm



1  
Open the snap clip, insert the top of the graphic into the gap, make the graphic flat.



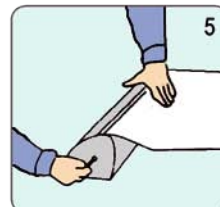
2  
Close the snap clip.



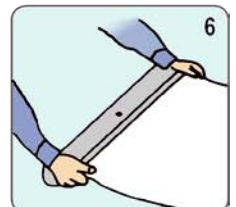
3  
Take the protective film of the adhesive tape. Place the graphic evenly on the leading paper. Use the line as a guideline.



4  
Put adhesive tape on the back of the graphic and on the leading paper, in order to secure the graphic to the leading paper.



5  
Hold the graphic and the roll-up body with one hand tight. Take out the pin at the side while you still hold the graphic, to avoid that graphic suddenly roll into the body too fast.



6  
Make the graphic scroll slowly into the roll-up body by hand.

## Installation instruction

## Contact information

### Head office:

Dancover A/S  
Nordre Strandvej 119 G  
3150 Hellebæk  
Denmark

For more information  
please visit:  
[www.dancovershop.com](http://www.dancovershop.com)

## National contact

Denmark: 70 26 76 20  
[denmark@dancover.com](mailto:denmark@dancover.com)

UK: 020 8099 7570  
[uk@dancover.com](mailto:uk@dancover.com)

Germany: 041 0266 7040  
[germany@dancover.com](mailto:germany@dancover.com)

France: 0975 181 800  
[france@dancover.com](mailto:france@dancover.com)

Sweden: 040 233 262  
[sverige@dancover.com](mailto:sverige@dancover.com)

Finland: 0 931 581 720  
[suomi@dancover.com](mailto:suomi@dancover.com)

Poland: 22 300 8602  
[polska@dancover.com](mailto:polska@dancover.com)

Luxembourg: +49 041 0266 7040  
[luxembourg@dancover.com](mailto:luxembourg@dancover.com)

Portugal: 308 800 899  
[portugal@dancover.com](mailto:portugal@dancover.com)

Spain: 911 436 828  
[espana@dancover.com](mailto:espana@dancover.com)

Italy: 02 479 21 198  
[italia@dancover.com](mailto:italia@dancover.com)

Switzerland: 0840 000125  
[schweiz@dancover.com](mailto:schweiz@dancover.com)

Austria: 0662 626935  
[austria@dancover.com](mailto:austria@dancover.com)

Norway: 231 00 690  
[norge@dancover.com](mailto:norge@dancover.com)

Nederland: 0 858 880 524  
[nederland@dancover.com](mailto:nederland@dancover.com)

Ireland: 0 151 33 003  
[ireland@dancover.com](mailto:ireland@dancover.com)

Belgium: 0 28 08 08 09  
[belgique@dancover.com](mailto:belgique@dancover.com)