

DANCOVER[®]



Manual
for
Party Tent
6m Series PE

DANCOVER[®]

.com

Safety Advice

Attention

In some countries approval is needed to set up a marquee/tent larger than 75 m². It is your responsibility to comply with local rules and regulations and to ensure that the marquee/tent is assembled correctly.

In case of bad weather conditions, it is your responsibility to ensure the marquee/tent is safely secured and that the marquee/tent does not cause damage to others.

Do not use open fire, welding equipment or other sources which can ignite, inside or close to the tent.

The marquee/tent must be safely secured. We recommend you secure your marquee/tent with straps and pegs as soon as it is assembled.

Make sure to check if the marquee/tent is covered by your home contents insurance.

Marquees/tents must be evacuated under extreme weather conditions.

In the event of snow, always remove snow from the roof of the marquee/tent regularly to prevent snow from building on the roof, as heavy snow can cause the marquee/tent to collapse.

In the event of rain, there is a risk of rain puddles building up on top of the roof of the marquee/tent. Heavy rain puddles can cause the roof to collapse. It is your responsibility to ensure rain puddles do not build up. As a precaution, make sure the roof of the marquee/tent is stretched out properly and adequately over the side frames of the marquee/tent and remove rain water regularly.

Do not unpack or repack your marquee/tent in freezing temperatures. In case of temperatures below zero, always unpack and repack your marquee/tent indoors to avoid the risk of cracking parts.

The marquee/tent must be totally dry before you repack and store it to avoid mildew.

Note: Marquees are intended for events and other arrangements and are as such only meant for short term temporary assembly and the following disassembly. Dancover warranty applies only to the normal use of the Product, normal wear and tear excepted, in accordance with written use instructions or manual. The warranty does not apply to damage caused by accident, abuse, misuse, or modification of the Product.

Warranty Information

Please visit dancovershop.com for information on warranty.






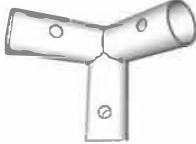
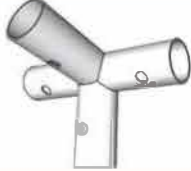
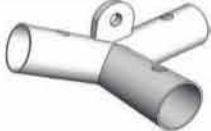
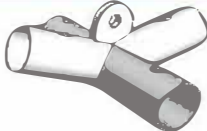
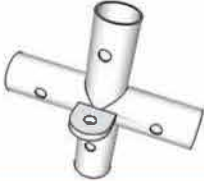
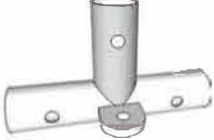



Please always check our website for the latest safety advice and manual.

Warning









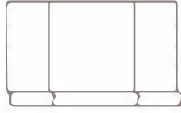

1. The pipes are covered in oil. Before you set up your tent, please remove the oil carefully to keep the cover clean.
2. Take note that the tent needs to be handled with care to avoid damages.
3. Do not force the frame as they may be damaged in the process.
4. Tents are meant as temporary shelters and must be evacuated under extreme weather conditions.

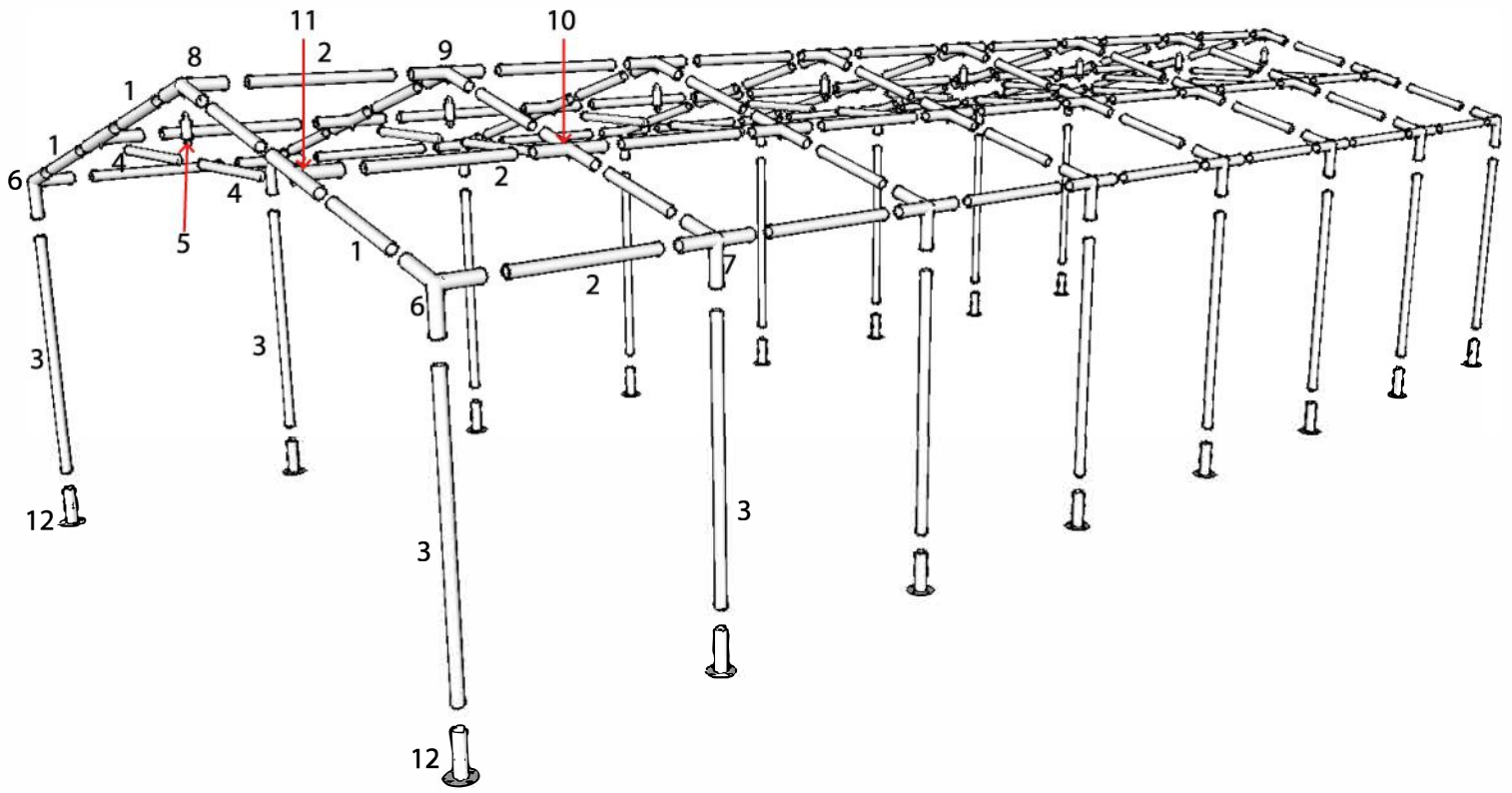
Please select a suitable site for the tent to avoid damage to underground sprinkler systems, water, gas or electrical lines.

Part list for 6m PE Party Tent

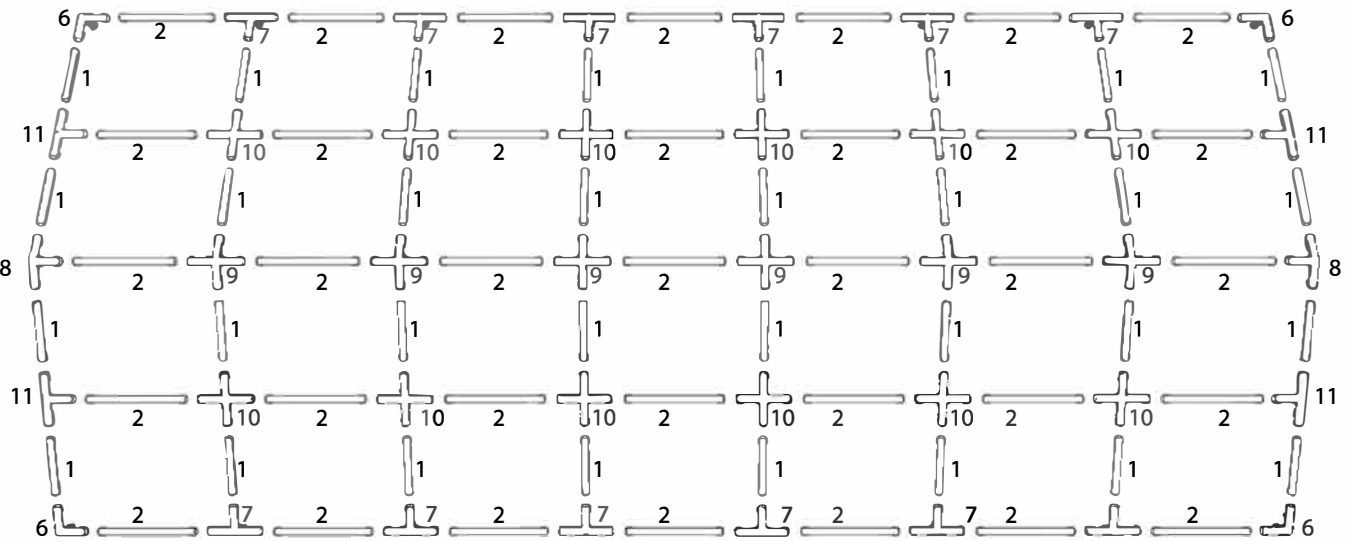
Part No.			6m	8m	10m	12m	14m
1		1470mm	16	20	24	28	32
2		1940mm	15	20	25	30	35
3		1880mm	8	10	12	14	16
4		1475mm	8	10	12	14	16
5		530mm	4	5	6	7	8
6		110°	4	4	4	4	4
7		110°	4	6	8	10	12
8		140°	2	2	2	2	2
9		140°	2	3	4	5	6
10			4	6	8	10	12
11			4	4	4	4	4
12			8	10	12	14	16
13			4	4	4	4	4
14			8	10	12	14	16

Part list for 6m PE Party Tent

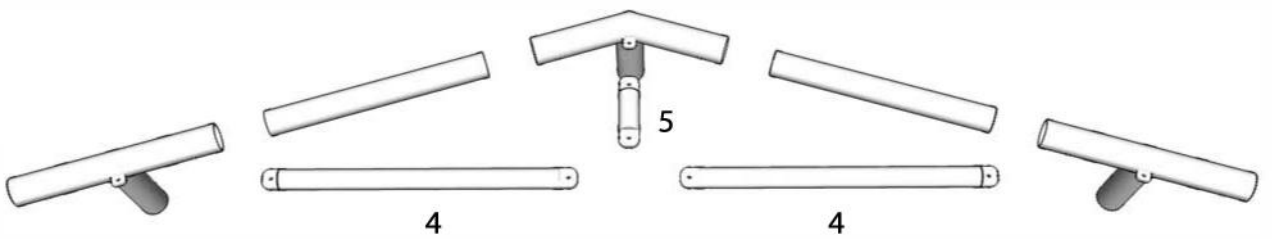
Part No.		6m	8m	10m	12m	14m
15		32	36	40	44	48
16		78	100	122	144	166
17		16	20	24	28	32
18		74	82	90	98	106
20		4	4	4	4	4
22		1	1	1	1	1
23		2	2	2	2	2
24		1	1	1	1	1
25		1	1	1	1	1
26		16	20	24	28	32

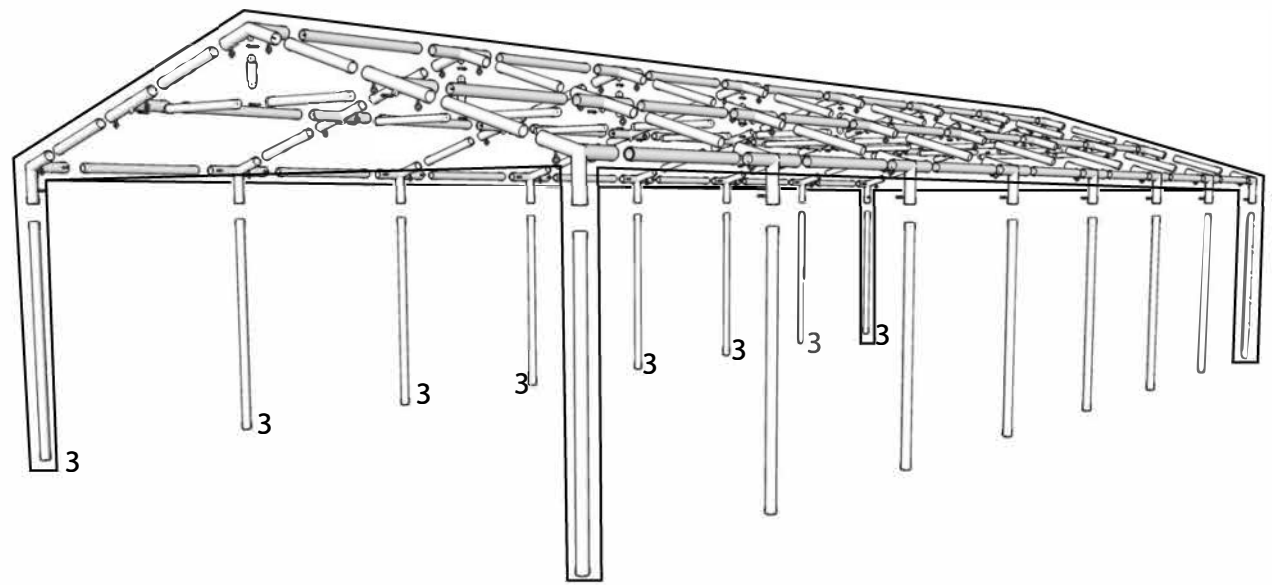
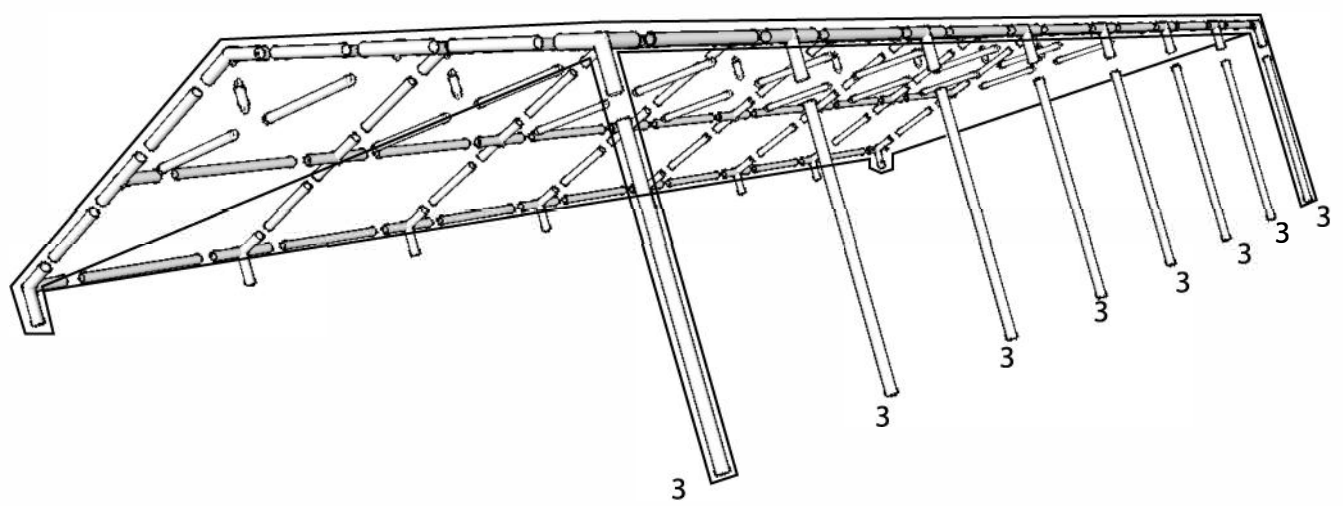
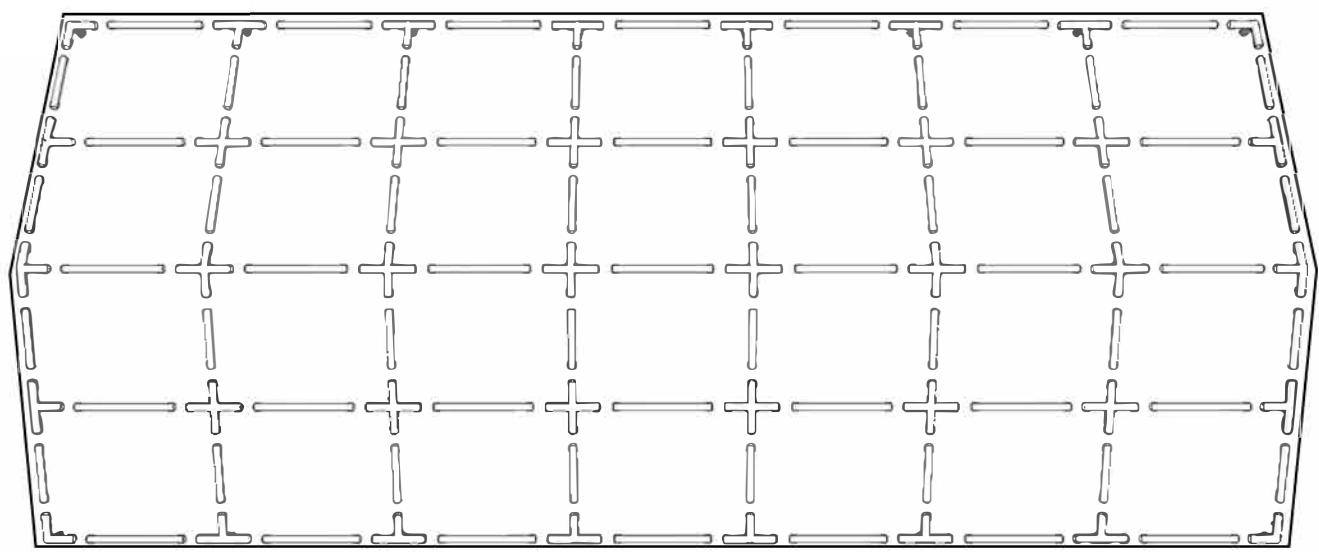



A

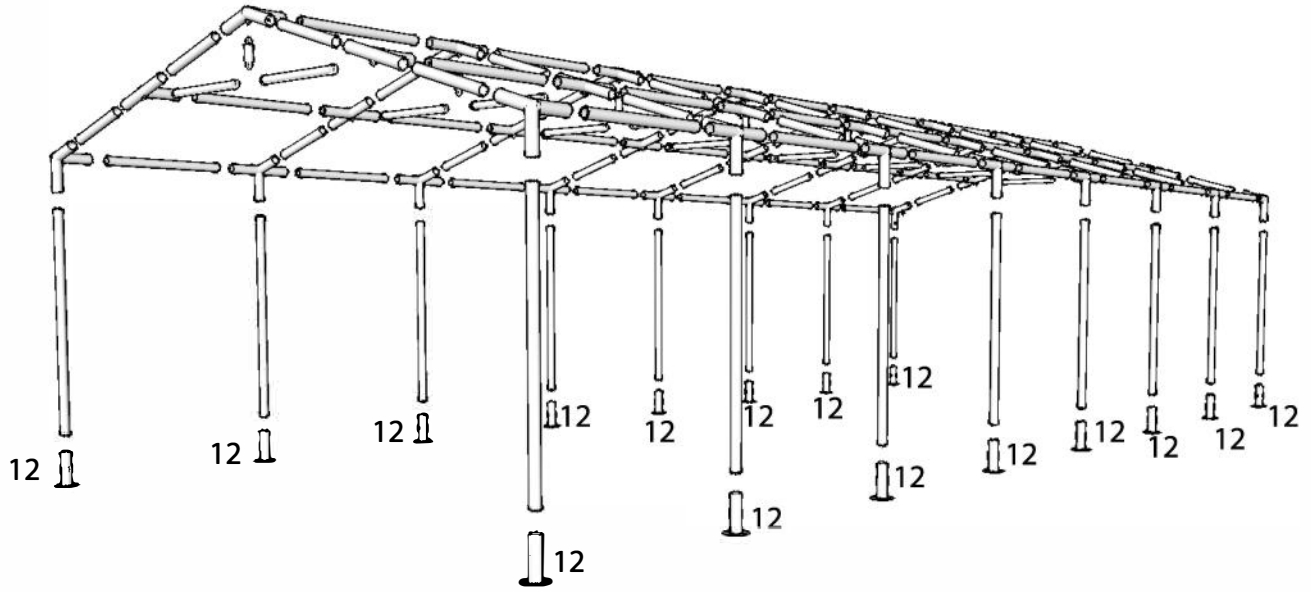
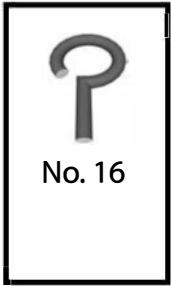


B

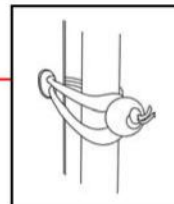
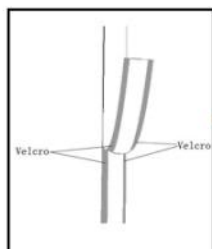
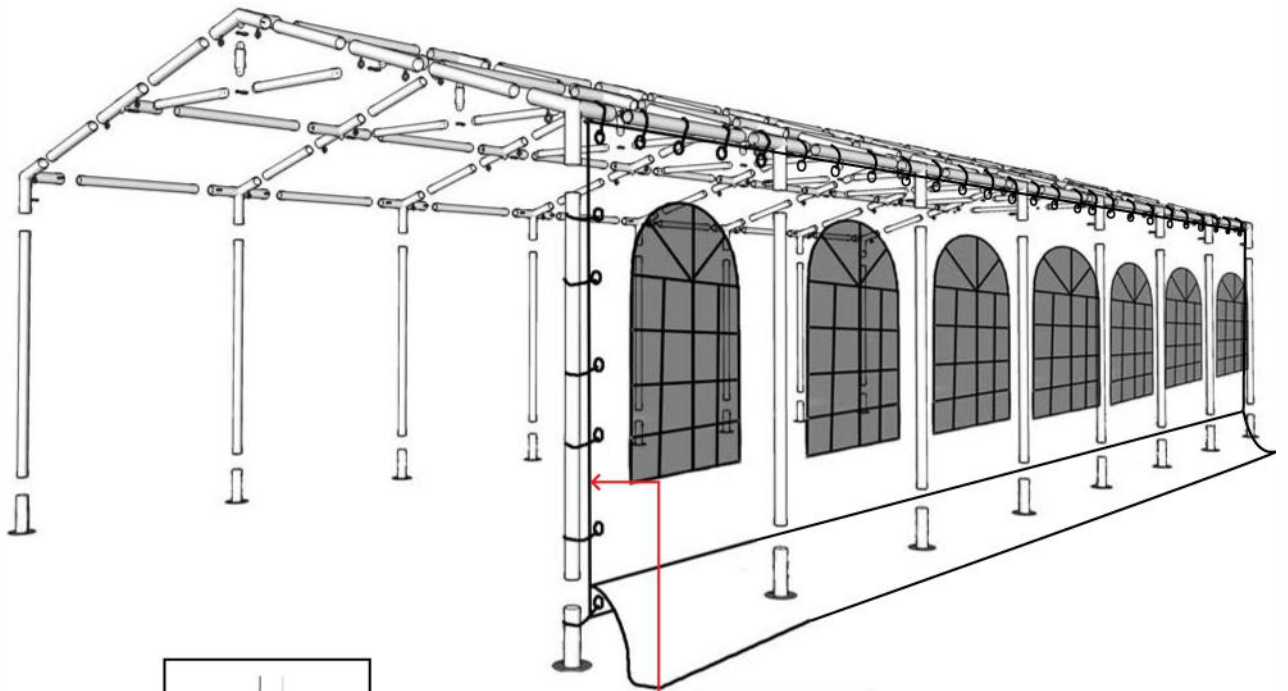
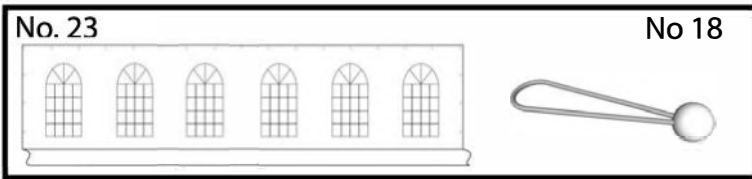




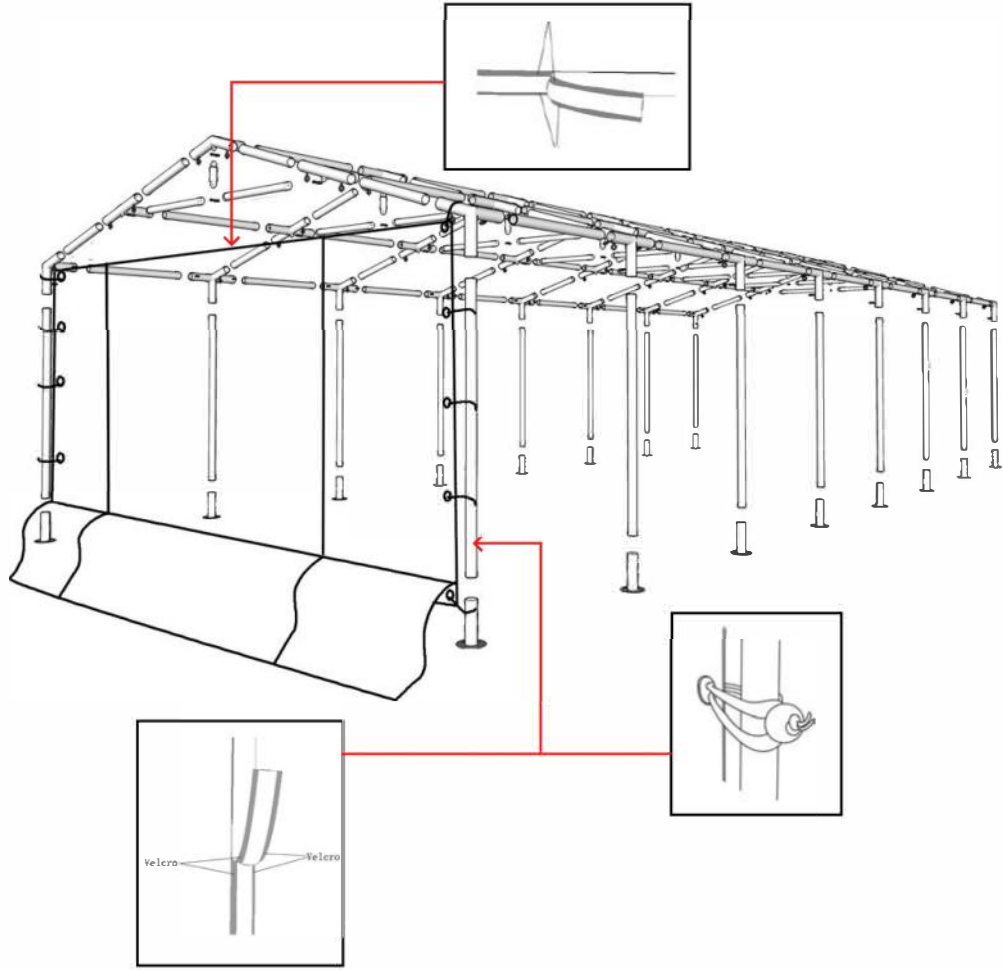
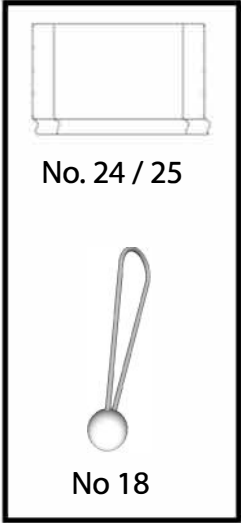
F



G



H



Contact information

Austria



Belgium



Croatia



Denmark



Estonia



Finland



France



Germany



Ireland



Italy



Latvia



Lithuania



Nederland



Norway



Poland



Portugal



Spain



Sweden



Switzerland



UK

